








Models

| Colour | Ref: |
|--|-------------|
|  Grey | 1476-155550 |
|  Black | 1476-2541 |
|  Blue | 1476-155555 |
|  Green | 1476-155540 |
|  Sky Blue | 1476-155545 |

Technical Details

| | | | |
|--------------------------|-------------|--|-----------------|
| Maximum Power: | 20 W | Material: | Iron |
| Voltage: | 220-240V AC | Installation: | Pendant |
| Frequency: | 50-60 Hz | Size: | 1675xØ360 mm |
| Protection Class: | I | Height: | 1675 mm |
| Screw: | E27 | Diameter: | Ø360 mm |
| Points of Light: | 1 | Dimensions of the ceiling rose: | 25xØ100 mm |
| Use: | Indoor | Cable Length | 1200 mm |
| IP Protection: | IP20 | Warranty: | 5 Years |
| IK Protection: | IK02 | Certifications: | CE & RoHS, UKCA |



Ambience

Measures



/mm.



/mm.



Description

This industrial style pendant light adds a 'retro' touch to any area in which it's installed. Its vintage design helps it combine perfectly with beautiful LED filament bulbs, allowing us to appreciate the bulbs design. It confers personality and truly makes a difference when decorating stylish homes and establishments with this pendant lamp. Ideal for dining rooms, bedrooms, kitchens, offices, waiting rooms, restaurants, cafes, etc.

***Includes a cable that allows us to modify the lights height.**

*This lamp can take bulbs with a Ø125mm diameter.

Requires an E27 Bulb that IS NOT INCLUDED, but can be found [here](#).



Additional photographs

